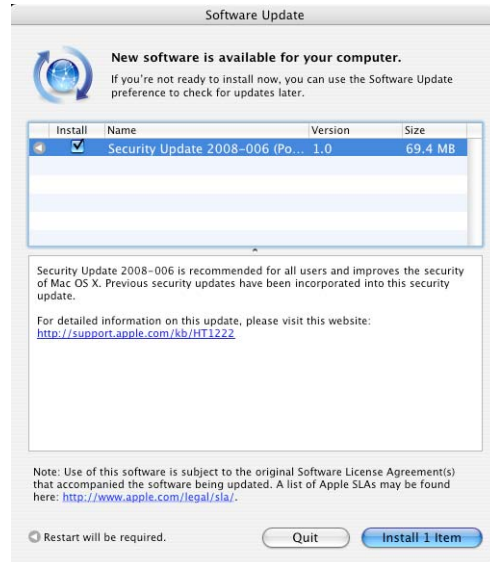
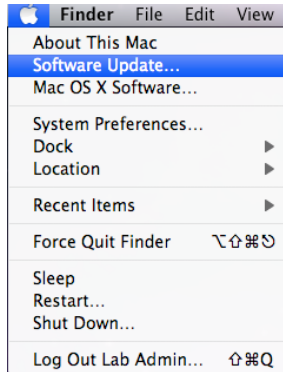


Viewing Camtasia Presentations on a Macintosh

Check to see if your Mac is up-to-date.

From the Apple menu in the top left of the screen, select *Software Update...* This will check for any related Apple software or security updates. Often updates will require a system restart. In *System Preferences...* you can modify Software Update to check when convenient. *Checking weekly is recommended.*



*Before updating, make sure that your computer's charger is plugged in.

*Avoid updating your computer over a wireless network.

Requirements

Install the following to play Camtasia presentations on a Mac.

- Safari 1.2.4 or later (Safari 3.1.2 & above recommended)
- Firefox 2.0.0.16 or later
- Netscape 7.2 for Mac OS X
- Stuffit Expander 12
- Windows Media Player 9
- Silverlight
- Flip 4 Mac is optional, but recommended

Note: *Flip4Mac is not needed to play presentations but can be used if settings are correct.*

Flip4Mac plug-in issues

Camtasia presentations can be played with either Flip4Mac and QuickTime or Windows Media Player 9 and Microsoft Silverlight. If you have Flip4Mac and Windows Media Player 9 / Silverlight you have to disable a plug-in within Flip4Mac's.

To disable the plug-in:

1. Click your desktop, and select Apple > System Preferences.
2. Click Flip4Mac WMV under Other.
3. On the Plug-in tab, uncheck the "Use Flip4Mac WMV Browser Plug-in" checkbox.
4. Exit the dialog to save your changes.
5. Restart your browser and try to play presentation.

Starting a presentation is very slow

When viewing a presentation there may be a long delay before playback begins. In some cases, this delay can be up to a minute or more.

Viewing Camtasia Presentations on a Macintosh

Check the processor on your Mac



The quickest way to determine the type of processor in your Mac:

1. In the Finder, choose About This Mac from the Apple menu.
2. Look at the Processor to see which kind of processor is in your Mac.

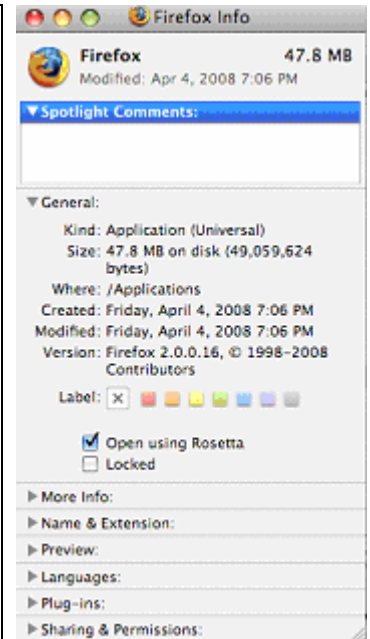
Follow the instructions for either Intel based or PowerPC depending on which one you have.

Intel-based Macs

If you have an Intel-based Mac and are using Firefox you need to run Firefox in Rosetta Mode. To enable Rosetta emulation:

1. Close all open browser windows.
2. Select Go > Applications to open the Applications directory.
3. Right click or ctrl-click your browser (e.g. Safari or Firefox)-and click Get Info.
4. In the General section, check "Open using Rosetta."

The next time the web browser is launched it will run under Rosetta emulation and presentations should play back.



PowerPC

1. Make sure your computer is up-to date
2. Download Windows Media Player 9
3. Download Microsoft Silverlight
4. If Flip4Mac is installed, uncheck plug-in setting.